



Wharfedale Pro

Your full user manual can also be downloaded from www.wharfedalepro.com

WLA-28XF

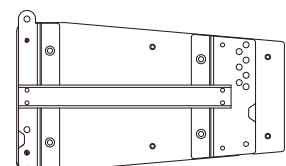
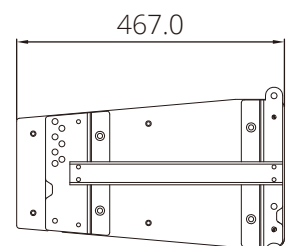
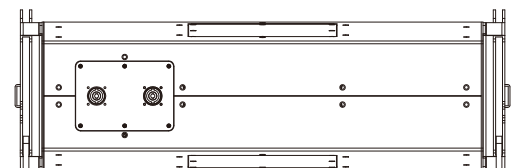
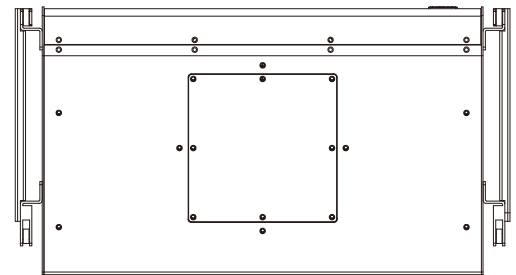
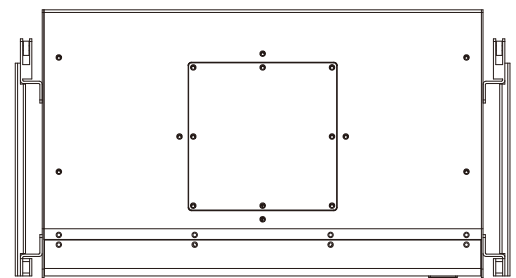
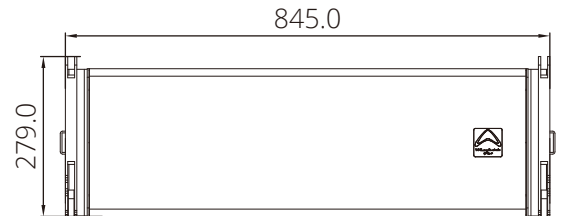
QUICK START GUIDE

SPECIFICATIONS

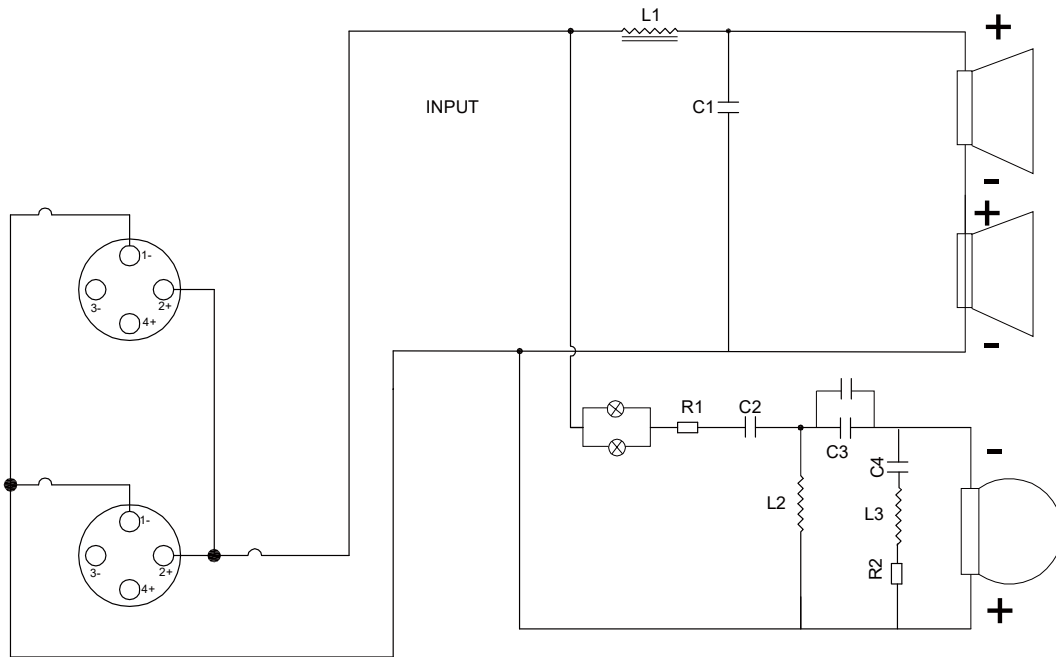
Model Name	WLA-28XF
System Type	Passive
Configuration	two-way
Frequency Response (+/- 3 dB)	65-20 KHz
Frequency Range (- 10 dB)	60-20 KHz
(Passive)Sensitivity 2.83 v / 1 m	101 dB
(Passive)Calculated Maximum SPL @1 m	133 dB
System Rated Impedance	16 Ω
Low Frequency Transducer	
Size (mm / inches)	203.2 mm / 8"
Voice coil size (mm / inches)	51.6 mm / 2.0"
LF Magnet Material	ferrite
LF Frame Material	aluminium
Rated Impedance	8 Ω x 2
LF Power re:AES2-2012	200 W x 2
High Frequency Transducer	
HF Driver Type:	Compression Driver
Coil Size (mm / inches)	75 mm / 3"
Exit Size (mm / inches)	1.4"
HF Magnet material	NdFeB
Diaphragm Material	Titanium
Rated Impedance	16 Ω
HF Power re:AES2-2012	90 W
Waveguide Type	square
Nominal Coverage (H x V)	100 H x 10 V
System Continuous Power (w)	400 W
System Programme Power (w)	800 W
System Peak Power (w)	1600 W
Crossover frequency	1.7 KHz
Input Connector	2XWY-24K4Z (waterproof)
Rigging	4 points for rigging
pole mount	NO
handles	yes
Enclosure	
cabinet type	Trapezoid
Enclosure Material and finish	15 mm,18 mm plywood/3.0 mm Aluminium
Colour Options	Water proof black paint
Grille Material & Finish	3.0 mm Black Aluminium
Dimensions - Unpacked (mm / inches):	
Height front	279 mm / 10.98"
Height Rear	191.2 mm / 7.53"
Width	845 mm / 33.3"
Depth	467 mm / 18.39"
Dimensions - Packed (mm / inches):	
Height	360 mm / 16.7"
Width Front	944 mm / 37.2"
Width Rear	944 mm / 37.2"
Depth	540 mm / 21.3"
Weight	
Net Weight (kg / lbs)	40 kg / 88.0 lbs
Gross Weight (kg / lbs)	43.5 kg / 97.5 lbs

Note : Specifications may be subject to change without notice.

OVERVIEW



SYSTEM WIRING CONNECTION



IMPORTANT SAFETY INSTRUCTIONS

1. READ ALL INSTRUCTIONS - carefully and become familiar with the features and functions of these products before operating them.
2. RETAIN THESE INSTRUCTIONS - for future reference.
3. COMPLY WITH ALL WARNINGS - All warnings and instructions for this product should be adhered to.
4. USE WITH AMPLIFIERS - In order to avoid damage to drivers and other equipment, it is advisable to establish and follow a routine for powering up and powering down a sound system. With all system components connected, turn on source equipment (mixers, signal processors, record and playback units, etc.) BEFORE powering up amplifiers. Transient voltages from powering up source equipment can damage speakers if amplifiers are already turned on. Make sure that amplifier volumes are set to their minimum settings and power up any system amplifiers LAST. It is recommended that all system components be allowed to stabilize for several seconds before any source signals are introduced or level setting adjustments are made. Similarly, when shutting systems down, turn all amplifiers off first, before powering down any other system components.
5. CABLES - Do not use shielded or microphone cables for connection between amplifiers and speakers. Use only approved speaker cables with proper connectors.
6. CAUTION - Professional loudspeaker systems are capable of generating very high sound pressure levels. Use care with placement and operation to avoid exposure to excessive volume levels. Permanent hearing damage can result when operated to extreme levels.
7. SERVICE - There are no user serviceable parts inside this product. Users should not attempt to service this product. Warranty nullification could result if this is attempted.
3. RIGGING - SUSPENDING - MOUNTING - Rigging suspending or mounting of speaker systems can expose members of the public to serious health risks and even death.

UNDER NO CIRCUMSTANCES ATTEMPT TO RIG, SUSPEND OR OTHERWISE MOUNT THESE SPEAKERS UNLESS YOU ARE FULLY QUALIFIED AND CERTIFIED TO DO SO BY RELEVANT LOCAL, STATE AND NATIONAL AUTHORITIES. ALL RELEVANT SAFETY REGULATIONS MUST BE FOLLOWED. IF YOU ARE NOT PROPERLY QUALIFIED OR DO NOT KNOW OF PERTINENT REGULATIONS, CONSULT QUALIFIED PERSONNEL FOR ADVICE.

WHARFEDALE PRO LIMITED WARRANTY

Wharfedale Pro products are warranted of manufacturing or material defects for a period of three years from the original date of purchase. In the event of malfunction, contact your authorised Wharfedale Pro dealer or distributor for information.

Please be aware that the warranty details may differ from country to country. Contact your dealer or distributor for information (available at www.wharfedalepro.com). These terms do not infringe your statutory rights.



WHARFEDALE PROFESSIONAL

IAG House, 13/14 Glebe Road, Huntingdon, Cambridgeshire, PE29 7DL, UK

www.wharfedalepro.com

Wharfedale Professional reserves the right to alter or improve specifications without notice.

All rights reserved © 2022 Wharfedale Pro. Wharfedale Pro is a member of the IAG Group.